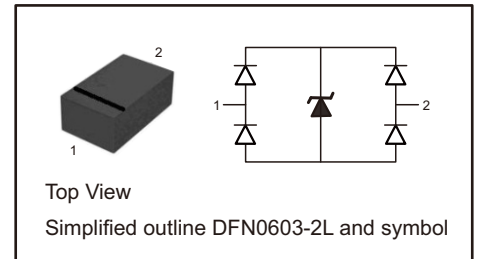


## Transient Voltage Suppressors for ESD Protection

### FEATURES

- Stand-off voltage: 5V Max.
- Transient protection for each line according to IEC61000-4-2(ESD):  $\pm 15\text{kV}$  (contact)  
IEC61000-4-5(surge): 4A (8/20 $\mu\text{s}$ )
- Ultra-low capacitance:  $C_J = 0.35\text{ pF}$  typ.
- Low leakage current:
- Low clamping voltage:  $V_{CL} = 14.0\text{V}$  typ. @  $I_{PP} = 16\text{A}$  (TLP)
- Solid-state silicon technology
- HF Product

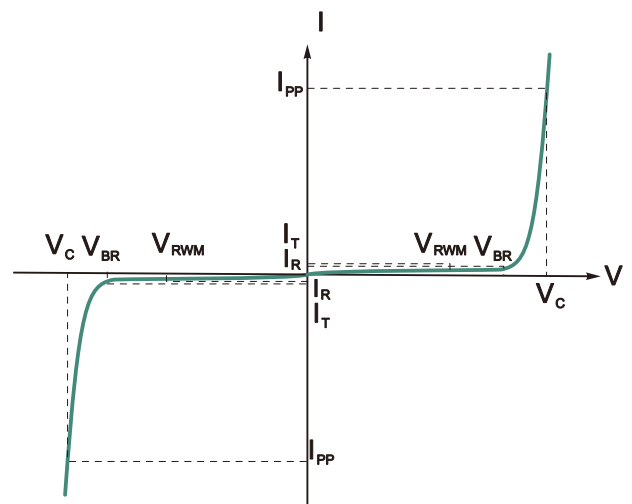


### Applications

- Cellular handsets
- Tablets
- Laptops
- Other portable devices
- Network communication devices

### Electronics Parameter

Parameter	Symbol
Maximum Reverse Peak Pulse Current	$I_{PP}$
Clamping Voltage @ $I_{PP}$	$V_C$
Peak Reverse Working Voltage	$V_{RWM}$
Reverse Leakage Current @ $V_{RWM}$	$I_R$
Breakdown Voltage @ $I_T$	$V_{BR}$
Test Current	$I_T$





MAXIMUM RATINGS (Ta =25°C unless otherwise noted)

Parameter	Symbol	Value	Unit
Peak Pulse Power (8/20 μS)	Ppk	44	W
Peak Pulse Current	Ipp	4	A
ESD per IEC 61000-4-2 (Air)	VESD	±15	KV
ESD per IEC 61000-4-2 (Contact)		±15	
Operating Temperature Range	TJ	-55~ +125	°C
Storage Temperature Range	Tstg	-55~ +150	°C

ELECTRICAL CHARACTERISTICS ( TA = 25°C unless otherwise noted )

Parameter	Symbol	Test conditions	Min	Typ	Max	Unit
Reverse stand-off voltage	VRWM				5	V
Breakdown Voltage	VBR	IT=1mA	6	8		V
Reverse Leakage Current	IR	V=VRWM , Ta=25°C			0.05	μA
Clamping Voltage	VC	IPP=1A , tp=8/20us		8.3		V
		IPP=4A , tp=8/20us		10		
		IPP=16A , tp=100ns		14		
Junction Capacitance	Cj	VR=2.5V , f=1HMz		0.35	0.5	pF

Fig.1 Pulse Waveform

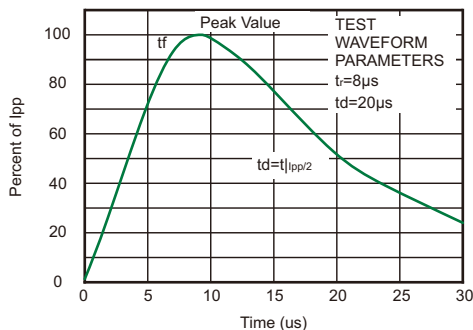
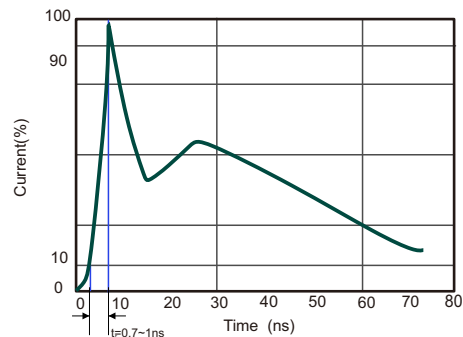
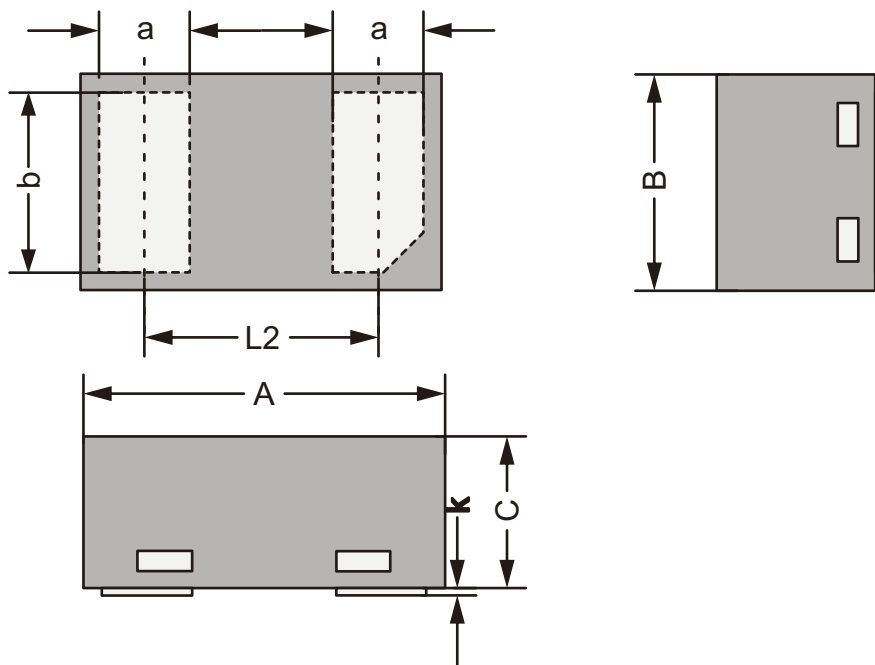


Fig.2 Contact discharge current waveform per IEC61000-4-2





DFN1006-2L Package Outline Dimensions



DFN1006-2L mechanical data

UNIT		A	B	C	L2	a	b	k
mm	max	1.05	0.65	0.55	0.65 REF	0.29	0.54	0.03
	min	0.95	0.55	0.45		0.21	0.46	0.00
mil	max	41.34	25.59	21.65	25.59 REF	11.42	21.26	55.12
	min	37.40	21.65	17.72		8.27	18.11	1.18

Marking

Type number	Marking code
ESDZULC5V0DS2A	5U



## Important Notice and Disclaimer

Jingdao Microelectronics reserves the right to make changes to this document and its products and specifications at any time without notice.

Customers should obtain and confirm the latest product information and specifications before final design, purchase or use.

Jingdao Microelectronics makes no warranty, representation or guarantee regarding the suitability of its products for any particular purpose, not does Jingdao Microelectronics assume any liability for application assistance or customer product design.

Jingdao Microelectronics does not warrant or accept any liability with products which are purchased or used for any unintended or unauthorized application.

No license is granted by implication or otherwise under any intellectual property rights of Jingdao Microelectronics.

Jingdao Microelectronics products are not authorized for use as critical components in life support devices or systems without express written approval of Jingdao Microelectronics.